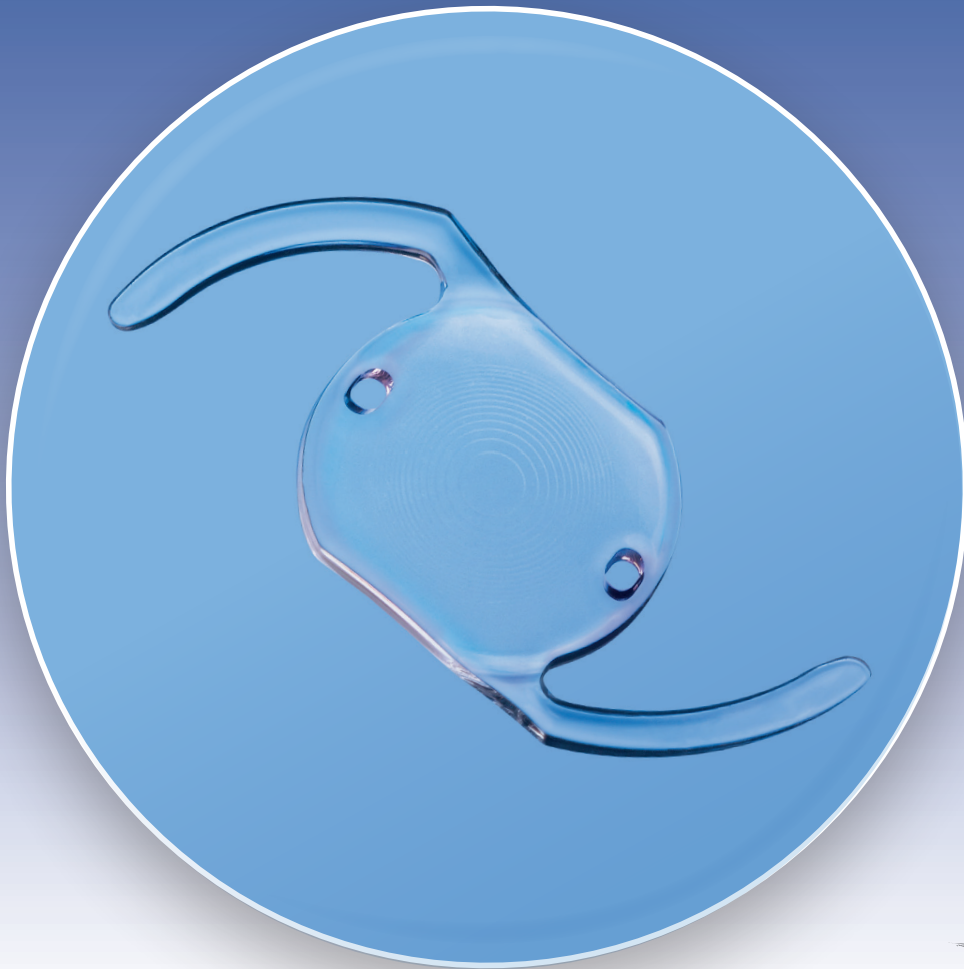


MULTIFOCAL INTRAOCULAR LENS

REVERSO®

HYDROPHILIC ACRYLIC

Correction of presbyopia in pseudophakic patients

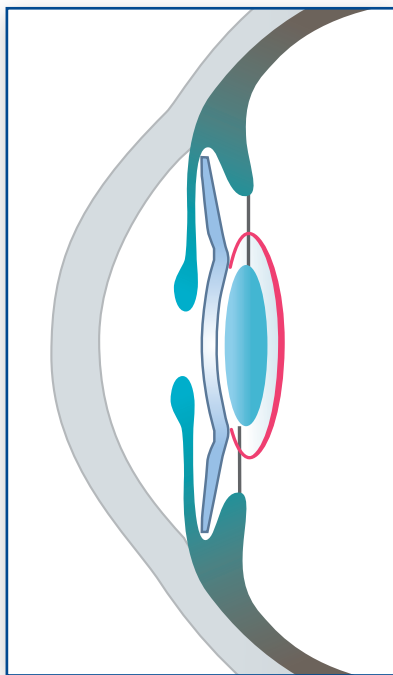


MADE IN FRANCE
CE marked

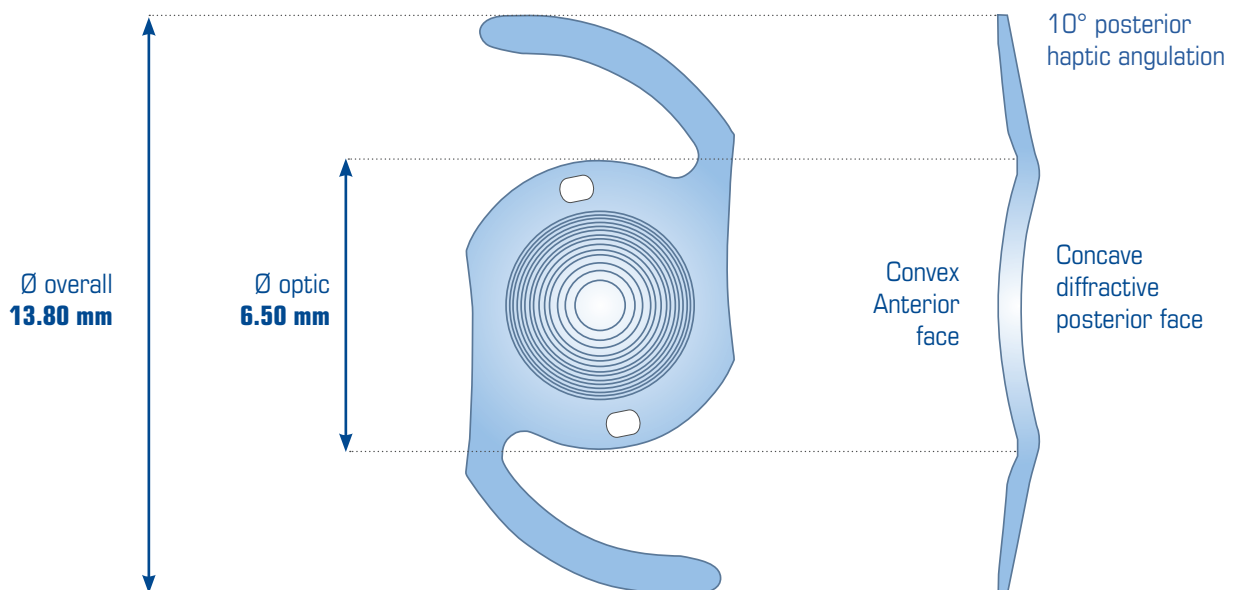
Cristalens

A design fitting the sulcus

For a safe implantation, respecting the anatomy and ensuring optimum performances.



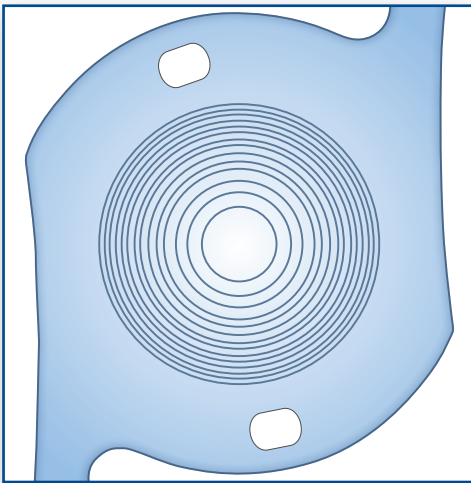
- ✓ Non invasive surgery with micro-incision < 2 mm.
- ✓ **Rounded haptics** respecting the sulcus' anatomy.
- ✓ **10° posterior haptic angulation**, optic diameter of **6.50 mm** and **360° round edge** to avoid pupillary capture or any irritation of the iris.
- ✓ An overall diameter of **13.80 mm** adapted to the sulcus size.
- ✓ **A concave posterior surface** ensuring space in between the two IOLs and a perfect centering with the capsular bag IOL.



to correct presbyopia, whenever YOU want.

Multifocality safely and confidently

Choosing a multifocal lens should not be a dilemma. Because it is never too late to change your mind, you can now correct presbyopia at any time.

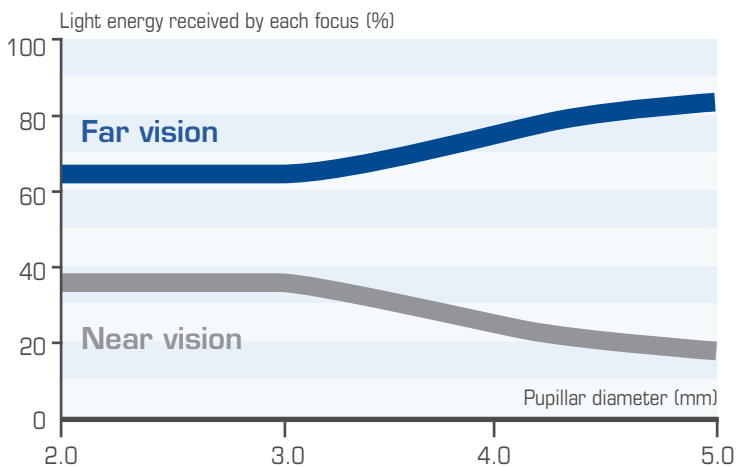



Every cataract surgery in which the crystalline lens is replaced by a monofocal implant is tantamount to **postoperative presbyopia**.

Thanks to the Cristalens Reverso® IOL, spectacle **independence is now a reality**, even after choosing a monofocal lens.

The Reverso® IOL is the result of Cristalens' own R&D team, making it the **1st diffractive multifocal hydrophilic lens** to be implanted in the ciliary sulcus, on top of a monofocal lens located in the capsular bag.

For a bifocal implant, the distance of near vision is determined by the addition. With an addition choice from **+1.5D to +3.5D** offering a sight distance between 90 cm and 35 cm, the Reverso® IOL enable functional vision **adapted to each patient lifestyle**.



- **The energy distribution** is adjusted to the pupillary diameter so that the addition of a near vision does not compromise the quality of distance vision.

- The far focus receives between 60% and 80% of the light energy and the near focus from 40% to 20%, so as to **avoid the perception of halos in low light conditions**.

The Reverso® IOL does not cause any additional spherical aberration. Therefore the lens located in the bag accounts for the correction of its own spherical aberrations and of the corneal aberrations.

TECHNICAL SPECIFICATIONS


REVERSO®

DESIGNATION	MULTIFOCAL TECHNICAL SPECIFICATIONS
Lens type	For implantation in the ciliary sulcus, in pseudophakic patients
Optic diameter	6.50 mm
Overall diameter	13.80 mm
Design	One piece round edge on 360°
Optic design	Spherical, convex anterior surface Diffractive multifocal concave posterior surface
Angulation	10°
Material	25% hydrophilic acrylic
Multifocal specifications	Light distribution: 65% far - 35% near Steps apodization: from Ø 3.0 mm to Ø 4.5 mm
Dioptric powers	From -3.0D to +3.0D by 0.5D
Addition (at IOL plane)	Standard: +3.00D On request: +1.50D / +2.00D / +2.50D / +3.50D
Estimated A-Constant	Not applicable
Refractive index	1.46
Sterilization	Steam
Recommended incision size	< 2.0 mm

Also available in MONOFOCAL version to correct a potential refractive error in pseudophakic patients:

DESIGNATION	MONOFOCAL TECHNICAL SPECIFICATIONS
Optic design	Spherical, convex anterior surface, concave posterior surface
Dioptric powers	On request: from -6.0D to +6.0D by 0.5D

16/11/2015 DOC_4_PHILIC



Intraocular Lenses
Manufacturer



Cristalens Industrie
4 rue Louis de Broglie - 22300 Lannion - France
Tel: + 33 (2) 96 48 92 92 - Fax: + 33 (2) 96 48 97 87
www.cristalens.fr

Cristalens